



Technology Readiness for Statewide Assessments

Agenda

1. Overview of Online Assessments in Spring 2015
2. PARCC Technology Readiness
 - ✓ Configure the Network
 - ✓ Proctor Caching
 - ✓ SystemCheck Tool
 - ✓ Infrastructure Trial/Practice Tests
 - ✓ Pearson Access^{next}
3. Action Items
 - ✓ Identify Team Members at Each Site
 - ✓ Ensure Staff are Trained for Online Testing
4. Q & A



1. Overview of Online Assessments

NM Statewide Assessment Program

Online Assessments

- **Partnership for Assessment of College and Careers (PARCC)**
 - English Language Arts/Literacy and Math, at grades 3-11
 - Online platform: ***TestNav8***
 - Data management and technology set-up: ***PearsonAccess^{next}***

NM Statewide Assessment Program

Online Assessments

- **Standards-based Assessments (SBA)**
 - Science at grades 4, 7, and 11
 - Online platform: *iTester*
 - Data and ordering system: *iServices*
 - Spanish Language Arts: paper-based tests only
- **National and State Collaborative (NCSC)**
 - Alternative Assessments for ELA and Math, grades 3-8, 11
 - Online platform
 - More information TBD

NM Statewide Assessment Program

Online Assessments

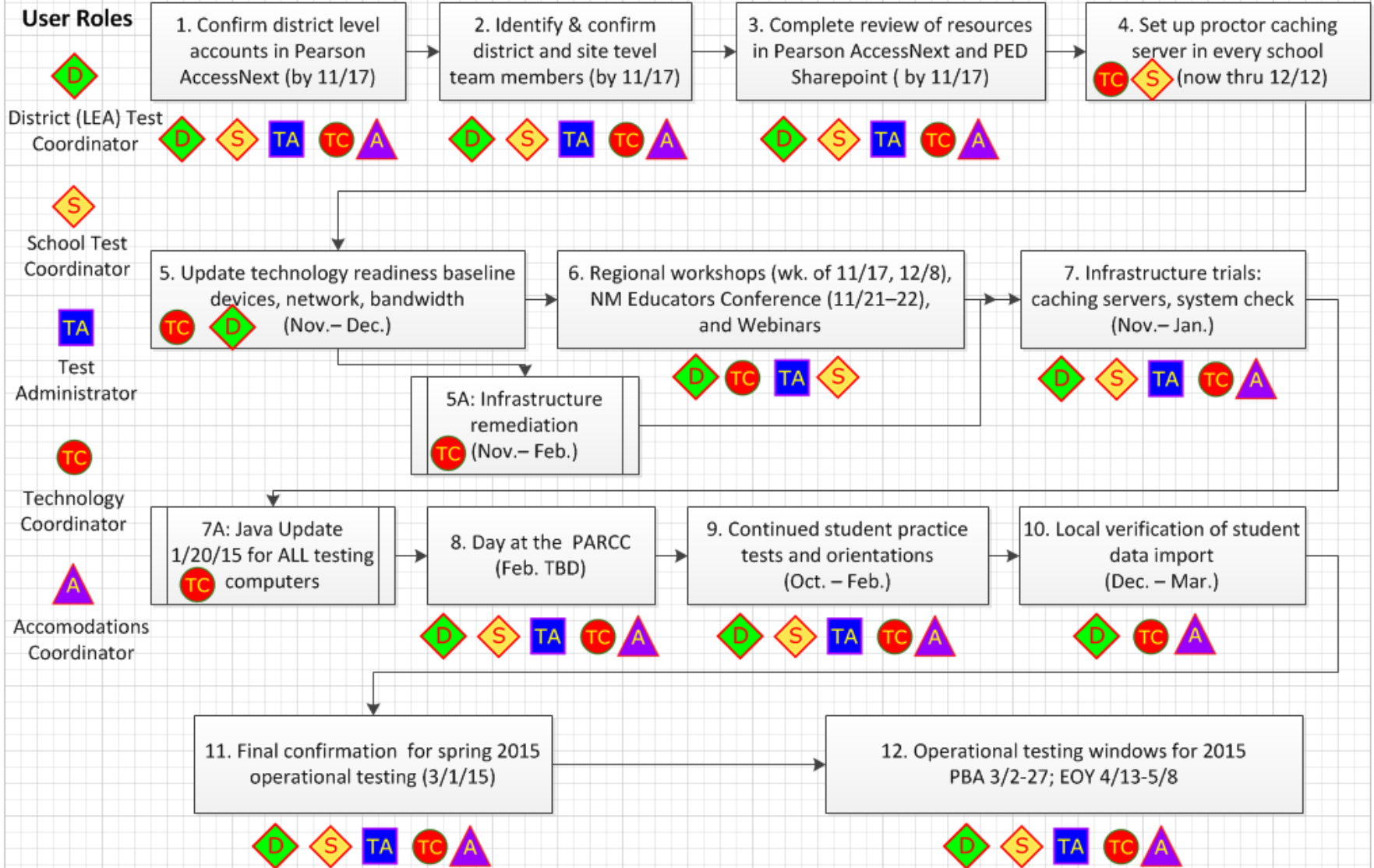
- **End of Course Exams (EoCs)**
 - Used for Graduation (ADC) and optional use for Educator Effectiveness System (EES)
 - Online platform: ***Blackboard***
 - District must have a Blackboard portal and a trained Portal Administrator

- **Coming Online in 2015-2016**
 - NMAPA
 - ACCESS for ELLs



2. PARCC Technology Readiness


PARCC Readiness Roadmap



NM Tech Readiness Tool

trt.ped.state.nm.us

PARCC | New Mexico

 **TechReadinessTool**


Home


Setup ▾


Results & Indicators ▾

Readiness Status as of December 22, 2014 at 12:00 PM CT

Requirements Minimum Recommended

DEVICE INDICATORS [View Report](#)
97,558 Devices [Update](#)
 89% meet Minimum Requirements

DEVICE TO TEST-TAKER INDICATORS [View Report](#)
 89% of students can be tested on existing Devices based on Minimum Requirements

NETWORK INDICATORS [View Report](#)
 84% of students can be tested on existing infrastructure based on Minimum Requirements

PARCC Technology Overview

- Technology Set-up: <http://parcc.pearson.com/technology-setup/>
 - PearsonAccess^{next}
 - Configure the Network
 - Proctor Caching
 - TestNav8
 - Configuring Devices with the SystemCheck Tool
- Training Center and Practice Tests
- Infrastructure Trial
- Other Resources
 - <https://trt.ped.state.nm.us/>
 - District CIO SharePoint
<https://eui.ped.state.nm.us/sites/DistrictCIO/>
 - Blackboard Collaborate
<https://ped.blackboard.com>
- Accessibility Features and Accommodations



Technology Guidelines

← → ↻ 🏠 ☆ ☰



🏠 Home 🌐 PearsonAccess^{next} ⚡ Technology Setup 📖 Manuals & Training 🎧 Test Preparation ▾ 📧 Bulletins 🛠️ Support

⚡ Technology Setup

Are you prepared for your computer-based PARCC assessment? While your students are preparing their minds for the assessment, please use our tools and information to prepare your technology, too. Confirm technical readiness for your state, district, or school to use TestNav, an engaging and interactive testing experience for today's students, who learn and play in a digital environment.

Select your state to enter TestNav

Coming Soon ▾

SystemCheck

See if your system is ready for test administration.

SystemCheck ▾

Proctor Caching

Proctor caching enables a Test Administrator to securely download test content only once from the Pearson server to the district or school. Please find more information and download your proctor caching installer here.

Proctor Caching Installer & Guide ▾

Technology Guidelines

View the information on hardware and software requirements for administering the PARCC tests

Technology Guidelines ▾

Technical User Guides

Technical User Guides are product guides to be used by Test Coordinators, Test Administrators and technology personnel for technical instructions and troubleshooting.

Technical User Guides ▾

PearsonAccess Next

Live Site: <https://nm.pearsonaccessnext.com>

Training Site: <http://trng.pearsonaccessnext.com>

The screenshot shows the PearsonAccess Next website. At the top left, the text "PearsonAccess Next" is displayed. Below it are navigation links for "Home" and "Support". The main header features the PARCC logo and the text "Partnership for Assessment of Readiness for College and Careers". A "Sign In" section includes a "Login" button. A "Contact Us" section lists a call center number (1-888-493-9888), hours (Monday - Friday, 6:00 am - 8:00 pm CST), an email address (PARCC@support.pearson.com), and a live chat link (www.chat.pearsonaccess.com). A "Program Information" section contains five images of students working on laptops, with captions "PARCC Assessment Program" and "Features". A "Related Links" section lists "Search PARCC Field Test FAQs", "PARCC Field Test", and "Sample Sets and Tutorials".



3. Action Items

Action Item #1

- Identify key staff members at the district office and at each school
 - District Test Coordinator (DTC)
 - Chief Information Officer (CIO)
 - School Test Coordinators (STC)
 - Technology Coordinators (TC)
 - Test Administrators (TA)

Action Item #2

- Ensure staff are trained in Assessment policies and procedures, including technology readiness and online test administration:
 - Thursday, January 22: Day at the PARCC
 - January 27-February 5: Statewide DTC Training by PED
 - DTCs are responsible for training STCs
 - STCs are responsible for training TAs



4. Questions and Answers

Questions about Assessments and Technology?

Assessment and PARCC Procedures

Joslyn.Overby@state.nm.us

Technology Readiness

Ferdi.Serim@state.nm.us

PearsonAccess Next

Gabriel.Martinez3@state.nm.us